

WESTGATE YR5/YR6 DIGITAL SAFETY EVENT

TIPS AND ADVICE ABOUT HOW YOU CAN SUPPORT YOUR CHILD AT HOME
WHEN THEY ARE ONLINE AND USING DEVICES

AGENDA FOR THE EVENING

- OUR SAFE USE OF ICT AND OTHER DIGITAL DEVICES FOR PUPILS
- CREATING AN EFFECTIVE 'DIGITAL DIET' FOR YOUNG PEOPLE
- DIGITAL SAFEGUARDING
- PRACTICAL ADVICE AND FURTHER READING

NOTE: THE SESSION WILL BE SHARED ONLINE AND AVAILABLE VIA OUR WEBSITE, SO PLEASE DO NOT FEEL YOU HAVE TO MAKE COPIOUS NOTES OR PANIC IF YOU MISS SOMETHING IMPORTANT!

OUR SAFE USE OF ICT AND OTHER DIGITAL DEVICES FOR PUPILS

THIS IS INCLUDED IN OUR PUPIL HANDBOOK AND EXPLAINS WHAT PUPILS
SHOULD AND SHOULD NOT DO WHEN MODELLING GOOD DIGITAL CITIZENSHIP

Westgate School & Mobile Phones

“Mobile phones have become an ever-present part of modern life, but the evidence is increasingly clear that they have a detrimental impact on pupil learning, and social habits.

There is a serious issue with equity of provision if we expect pupils to use phones to access their learning, where some might not have a device.

Therefore, mobile phones must not be used by pupils on the school site at any time in Yr 7, 8, 9. In Yr 10 and 11, Phones maybe used only for GCSE photography and Media studies after a communication to parents and in a specific timeframe.

There are a small number of specific exceptions to this policy. Pupils with medical needs have been identified in an email sent out by the Medical Team.

In all other instances, mobile phones should not be seen on the school site.”

Policy in practice

<p>A pupil is checking their timetable on Edulink</p>	<ul style="list-style-type: none"> • We will be returning to use of the handbook in which the pupil will have their timetable, home learning, etc. • The phone will be confiscated and taken to the Annexe to be collected at the end of the day.
<p>It's before 8.30 am or, after 3.05pm. Will we confiscate the phone?</p>	<ul style="list-style-type: none"> • The expectation is no phones to be used or seen <u>on site.</u> • Expectation that the pupil to put the phone away, <u>off and in bag.</u> • <u>No need to confiscate unless being used in an unsafe way.</u>
<p>It's between 8.30 and 2:55; will we confiscate the phone?</p>	<ul style="list-style-type: none"> • Yes. Confiscated phones are stored in the Annexe safe.
<p>A pupil refuses to hand over their phone</p>	<ul style="list-style-type: none"> • Senior colleague notified as part of our 'on call' process, as soon as possible on call will collect the phone from the child and issue a consequence for failure to follow the school rules.

CREATING AN EFFECTIVE 'DIGITAL DIET' FOR YOUNG PEOPLE

WHAT FOLLOWS IS A FEW POINTS ABOUT YOU COULD STRUCTURE A BALANCED APPROACH TO THE USE OF DIGITAL DEVICES



Talk about staying safe online.

T E A M



Explore their online world together.

T E A M



Agree rules about what's ok and what's not.

T E A M



Manage your family's settings and controls

T E A M

HOW TO CREATE A FAMILY 'DIGITAL CONTRACT'

**Help your kids stay safe online.
Work as a TEAM**



Talk



Explore



Agree



Manage

...and repeat – making it part of your everyday life.



Talk



Explore



Agree



Manage

Source: NSPCC

QUICK FIXES TO SUPPORT SCREEN TIME

Turning off auto-play on the platforms

YouTube

Auto-play is switched on by default but you can switch this off by going to the video player settings on the platform. Note that auto-play won't start if you're connected to a mobile network and have been inactive for 30 minutes. On Wi-Fi, auto-play will stop automatically after four hours.

Netflix

To stop auto-play, navigate to your account, click on Playback settings and uncheck the option to play next episode automatically. As a default the platform will ask 'are you still watching...' if you've watched several episodes back to back without interacting with it.

Amazon Prime

To turn the auto-play off, go to settings on website or app and look for 'Auto Play' option and toggle it off.

Switching off push notifications

Set 'Do not disturb' on Android and iOS devices

For Apple phones or tablets, go into Settings, and select 'Do Not Disturb' from the main panel.

For Android devices swipe down into the 'Quick Settings' option on your main screen and select 'Do Not Disturb.'

You can also pick and choose which apps can send alerts by going to settings menu on both iOS and Android devices.













How to stop the phone going off all of the time...



How to stop your child being tempted to watch more than necessary...

DIGITAL SAFEGUARDING

A FEW POINTS ABOUT MAINTAINING A SAFE ENVIRONMENT FOR YOUR YOUNG PERSON AND CLARIFICATION OF POPULAR APP AGE LIMITS


Age 12	Age 13	Age 16	Age 18
 	    		 

Where is the content posted?

Before you submit a report to us, it is **essential** that you have reported the material to the social media service directly using their online tools, at least 48 hours ago. You can find information on how to do this by clicking on the tabs below.

It is also important to remember that we can only submit reports on **specific platforms**, about the following 8 harms:

- Threats
- Impersonation
- Bullying & Harassment
- Self-harm or Suicide
- Online Abuse
- Violent Content
- Unwanted Sexual Advances
- Pornographic Content



Contact WhatsApp

WhatsApp Messenger Support

To better assist you, contact us from your phone by opening WhatsApp > Settings > Help > Contact Us. You can also visit our [Help Center](#) for additional information.

Let us know how you use WhatsApp by providing the necessary information below. Then, tap or click "Send Question" to contact us.

Phone Number

Please provide the phone number you use for your WhatsApp account.

United Kingdom (+44)



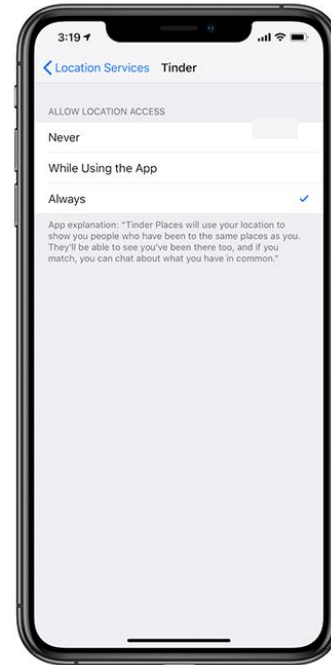
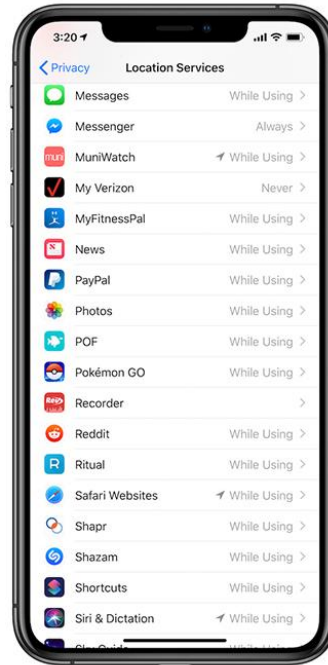
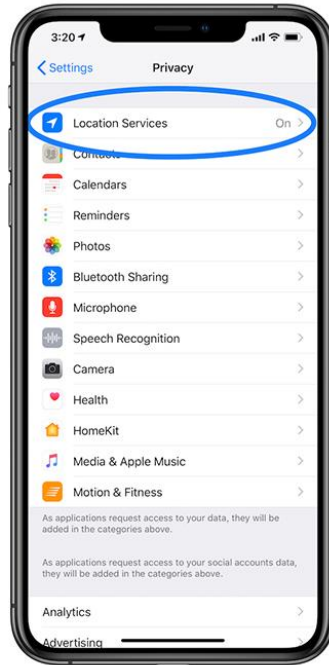
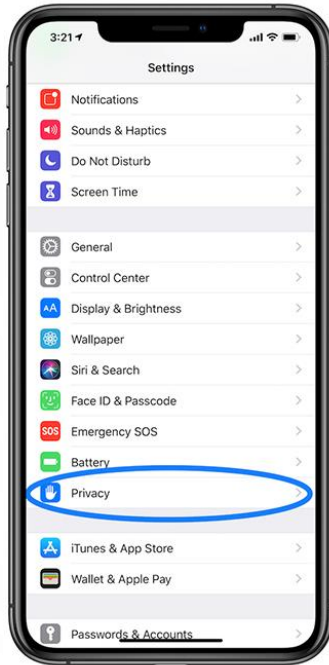
THERE ARE CHILD FRIENDLY VERSIONS OF POPULAR VIDEO APPS AVAILABLE...

- Some, such as YouTube Kids and BBC iPlayer Kids are free to use. Others, such as Sky Kids and Amazon Kids+ link to an existing subscription. All of these apps only allow access to content deemed appropriate for children, but their use should still be closely monitored due the varying definitions of what each company deems 'child friendly'.




LOCATION TRACKING ON PHONES: ON OR OFF?


- Mobile devices have the ability to track and display a user's location.
- *This can be a positive if you wish to use it to track your child's location, but there is a downside if they are inadvertently showing their location within an app or message.*



Settings

 Magazine unlock, Themes, Always on display


Display

 Brightness, Eye comfort, Text and display size

Sounds

 Do not disturb, Ringtone, Vibrate


Notifications

 Badges, Lock screen notifications


Apps

 Permissions, Default apps, App twin


Battery

 Power saving mode, Battery usage


Storage

 Storage cleaner


Digital balance

 Screen time management

Security & privacy

 Face recognition, Fingerprint ID, Lock screen password

Smart assistance

 Accessibility, HiTouch, Motion control

Security & privacy

Google Play Protect

Apps scanned yesterday at 13:15

Find My Device

On

Location access

On

Security update

March 1, 2019

Fingerprint ID

Face recognition

Lock screen password

Password vault

Automatically save and fill in your usernames and passwords

App lock

PrivateSpace

File safe

More settings

SIM lock, Download apps from unknown

Location access

Access my location

Allow selected apps to access your location. [Statement About Location Services and Privacy](#)



Advanced settings

RECENT LOCATION REQUESTS



Camera

High battery use



GBInsta

High battery use



Google

High battery use



Google News

Low battery use



Google Play services

High battery use



HwLBSService

Low battery use



Maps

High battery use



Doro 708x £154.99

- Calls only the three contacts you rely on the most with A, B and C speed-dial buttons.
- Can receive text messages but can't send them
- Shows the phone's location to assigned contacts



Imoo smartwatch £109

- Phone and video calls with parents plus any Immo users approved via a free app on parent's phone
- Location tracker
- Can be put on standby "class mode" during class time by the parents
- Step counter
- No social media or internet
- Two colour options

PRACTICAL ADVICE AND FURTHER READING

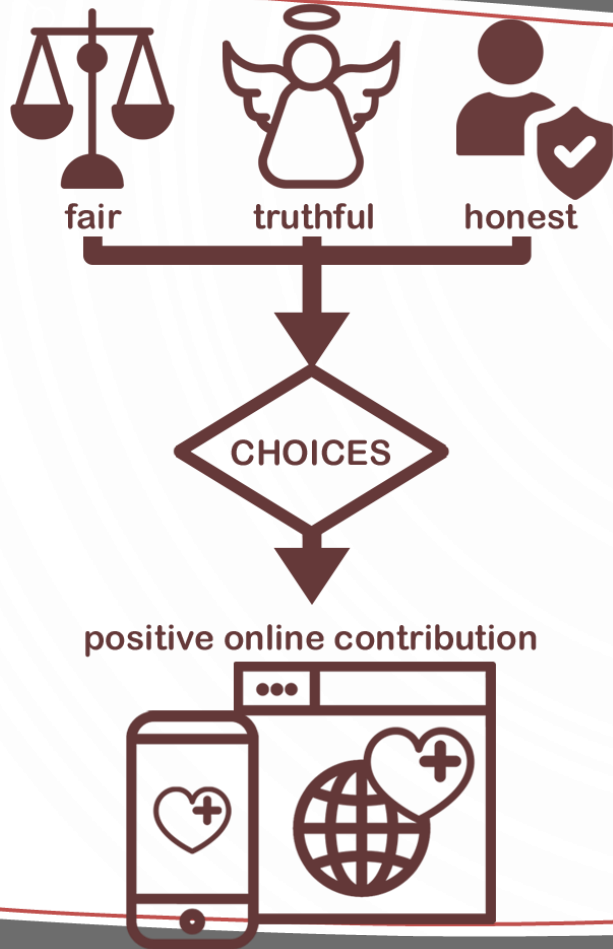
A FEW PRACTICAL IDEAS FOR SETTING UP DIGITAL DEVICES IN THE HOME AND
SOME USEFUL RESOURCES FOR REFERENCE

WHATSAPP GUIDANCE

- WhatsApp is a hugely popular communication app with approximately 2 billion users across the world.
- The age limit for users in the European Region is 16+ due to data protection laws. The end-to-end encryption also raises a safeguarding concern.
- WhatsApp groups are generally set up to share information, but we are seeing an increase (mainly in younger pupils) misusing these to send **malicious communications**, whether this is simply being mean or going further to use unpleasant language.

WHATSAPP IMPACT

- **SOCIAL?** Does it lead to people falling out?
- **HARM?** Are people being exposed to things they shouldn't be?
- **DOWNTIME?** Does it allow for you to have a break?



Making *ethical* (morally right) choices can help to ensure our online content is:

appropriate, responsible
and **contributes to a**
positive online culture.

USEFUL LINKS

- Online safety guidance for parents Internet Matters (a one-stop-shop for parents: online issues, advice by age, setting controls, guides and resources <https://www.internetmatters.org/>)
- NSPCC <https://www.nspcc.org.uk/keeping-children-safe/online-safety/>
- Digital Matters – a new resource (May 2022) for parents and teachers https://www.internetmatters.org/digital-matters/modules/?user_type=parent
- Childnet (includes guidance in different languages) <https://www.childnet.com/parents-and-carers>
- South West Grid for Learning <https://swgfl.org.uk/coronavirus-guidance-and-resources/>
<https://swgfl.org.uk/magazine/what-you-need-to-know-professionals-and-parents/>
- CEOP <https://www.thinkuknow.co.uk/parents/>
- National Online Safety <https://nationalonlinesafety.com/guides>
- APPLE SCREENTIME: [Set up parental controls with Family Sharing on iPhone – Apple Support \(UK\)](#)
- ANDROID DIGITAL WELLBEING: [Digital Wellbeing | Android](#)

USEFUL LINKS

Games/Social Media - parent information

- Roblox <https://corp.roblox.com/parents>
- TikTok <https://support.tiktok.com/en/safety-hc/account-and-user-safety/user-safety>
- Instagram <https://familycenter.instagram.com/dashboard/>
- Snapchat <https://snap.com/en-GB/safety/family-center>

Reviewing apps / games appropriateness / console family controls

- <https://www.internetmatters.org/resources/apps-guide/>
- <https://www.askaboutgames.com/>
- <https://www.common sense media.org/>